

Fight Kids Cancer 2025-2026 Competitive Call Submission of Expressions of Interest Guidelines for the Platform

For all correspondence concerning the online submission of your application, please send an email to esf-panels@esf.org.

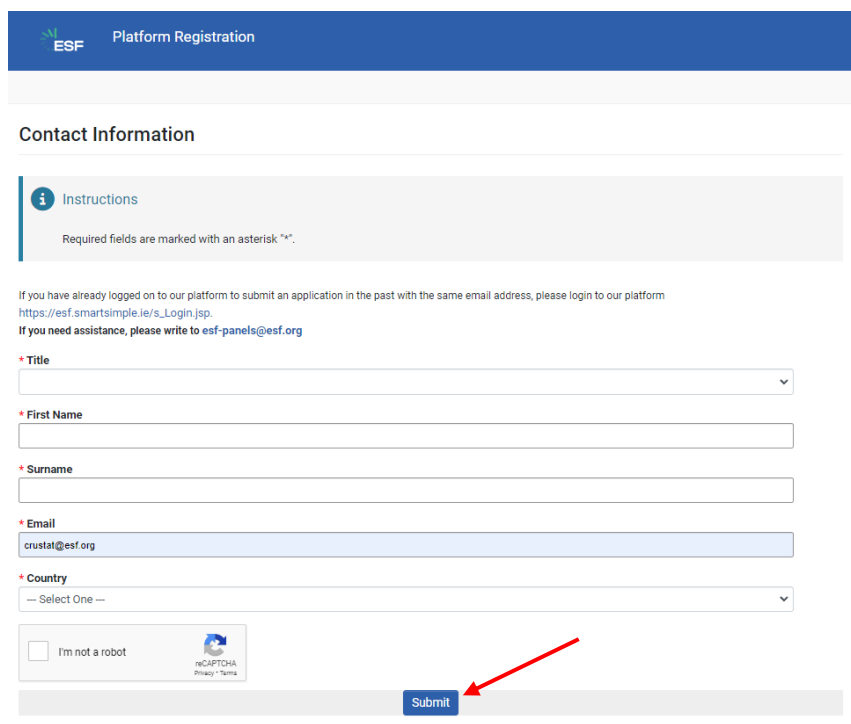
1. Register

If you have already registered on our platform, you will not need to do this step again. You can directly go to your portal (https://esf.smartsimple.ie/s_Login.jsp), login with your email address and the password you have selected and start your application.

You will be able to register on the submission platform using the following link:
https://esf.smartsimple.ie/s_signup.jsp?token=XVtQC1oGYV5ZSxtZXxJXR1JWYU1H3Rt

Fill in your Contact Information details. Required fields are marked with an asterisk (*).

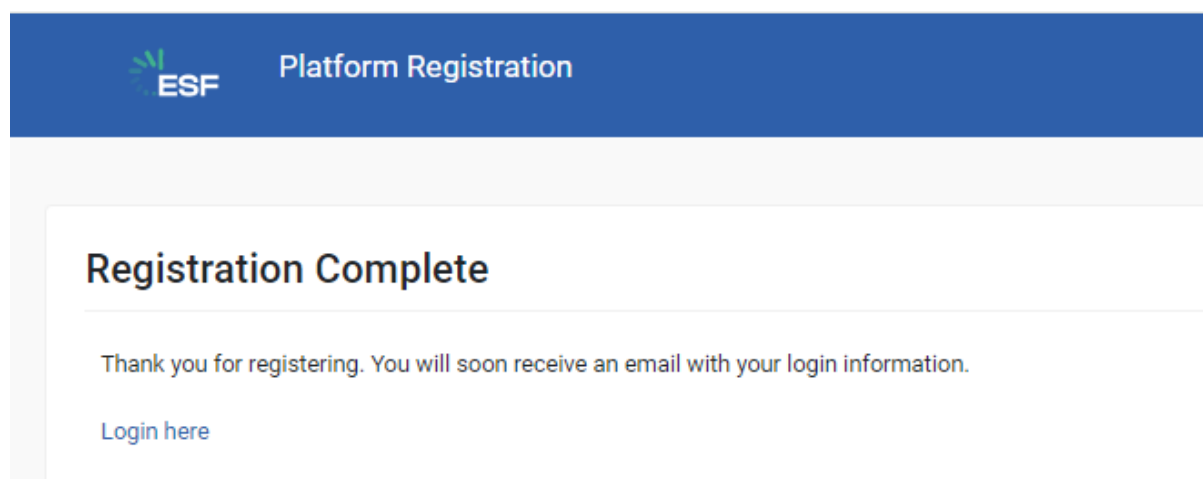
If you already are a platform user with the same email address, your profile will be updated to allow you to apply to the call.



The screenshot shows the 'Platform Registration' page. At the top is a blue header with the ESF logo and the text 'Platform Registration'. Below this is a section titled 'Contact Information'. Inside this section, there is an 'Instructions' box with an information icon and the text: 'Required fields are marked with an asterisk "*".' Below the instructions, there is a paragraph of text: 'If you have already logged on to our platform to submit an application in the past with the same email address, please login to our platform https://esf.smartsimple.ie/s_Login.jsp. If you need assistance, please write to esf-panels@esf.org'. The form fields are: '* Title' (a dropdown menu), '* First Name' (a text input field), '* Surname' (a text input field), '* Email' (a text input field containing 'crustat@esf.org'), and '* Country' (a dropdown menu with '--- Select One ---'). At the bottom of the form, there is a checkbox labeled 'I'm not a robot' next to a CAPTCHA image, and a blue 'Submit' button. A red arrow points to the 'Submit' button.

Once everything is completed, click on "Submit".

(!) Make sure that the email address you indicated is correct.



2. Log in to the platform

After a short while, you should receive a confirmation email, “Platform registration confirmation”, from esf-panels@esf.org. If you have not received it in your inbox, **please check your spam folder.**

	de	objet	date	taille
	esf-panels@esf.org	*** SPAM *** Platform registration confi...	06/04/20 11:41	7.5 ko

In this email, you will find your login (the email address you have indicated on the Registration Form) and a link to set your temporary password to connect to the platform.

This is strictly personal and ESF will not have access to it.

(!) Make sure you remember your password.

Password Reset


New Password:

Confirm Password:


Policy:

- ✖ Password must have at least 8 characters
- ✖ Password must have at least one lowercase letter
- ✖ Password must have at least one uppercase letter
- ✖ Password must have at least one number
- ✖ Password must have at least one special character

☐ I'm not a robot


reCAPTCHA
Privacy - Terms

Multi-Factor Authentication

 Unable to send verification code by email. Please contact your system administrator.

Resend Code by Email

Verification Code:

☐ Remember this device

Cancel
Submit

You should then receive a verification code to enter the platform. You will then have access to your portal, your **profile** and will be able to submit your **application**.

First, you will need to complete your **profile**.

(!) If your profile has not been completed, you will not be able to submit your proposal.

To complete your profile, click on the button “Click Here” on the “Welcome to your portal” section.

ESF
External Applicant Portal

Welcome to your portal, Petit

- Please complete your profile if necessary and accept the agreement. [Click Here](#). You will not be able to finalise your submission unless this step has been completed. For informational purposes, the ESF's Privacy Policy and Data Protection Policy can be found on our website.
- To start your application, please go to the section "External Open Call" below and click on "Apply". Once inside the form and in order to create your application, please complete some of the fields and click on "Save Draft". Your application will then be visible in "My Applications" section for editing.

Fill in the Contact Information Details and click on “Complete Profile” once it is done.

CONTACT INFORMATION
EXPERTISE

If you cannot make changes to your profile and wish to do so, please contact ESF.

* Title: Dr
* First Name: Blabla
Middle Name:
* Surname: Blabla
* Year of Birth:
* Gender:
* Nationality: Select One
* Current Position:
* Email: blabla@test.fake
Additional Email:
Phone:
Fax:
Extension:
* Organisation:
* University:
Faculty:

Save Draft
Complete Profile

This platform will enable you to register and submit the details of your application. The data collected are necessary to process applications. Mandatory data fields are marked in red.

Please note that by submitting an application you explicitly accept that your personal details and project details are communicated to the following different parties (who may be located in any country in the world) depending on their role in the process described above: authorised ESF staff, scientific community (external reviewers/panel members).

Further information on the collection, registration and dissemination of data is available at <https://www.esf.org/privacy-policy/>.

☐ I have read the above, understood these requirements and acknowledge that my data has been passed on to ESF, and explicitly accept all of this.

CONTACT INFORMATION **EXPERTISE**


Area	Field	Sub Field	Keywords	Edit
Add Expertise				

< BACK

[Save Draft](#) [Complete Profile](#)

Please note that once you have completed your profile, it will be locked, and you will need to contact esf-panels@esf.org to modify it.





To go back to your portal, click on the arrow




3. Submit your application



Click on “Apply” for the FKC Eol 2025 Call.

Open Calls			
Specified times correspond to Paris (France) time.			
1-6 of 6 < >			
External Open Calls			
Type	Call Name	Deadline Date	Action
Fight Kids Cancer	FKC Eol 2025	2025-10-17 at 12:00:00	Apply

Make sure that you click on the *Instructions* icon -   - so that they are activated. → The icon is no longer greyed out  .



New Application

Print Form: [Open](#)

* Project Number:

[FKC Guide for Applicants](#)

* Application type

-- Select One --

* Type of Disease

* Acronym

* Proposed Application Title

* Proposed Project Length (in months)

* Total Project Budget (in Euros)
€0.00

* Total Grant Requested from FKC (in Euros)
€0.00

List of Co-funding Sources (if applicable)

* Details of each Co-Investigator collaborating on the project
MANDATORY - Please provide FULL NAME, INSTITUTION, EMAILS and COUNTRY of all co-investigator (s).

* Countries where the research will be conducted
Please list ALL countries where the research is expected to be conducted.

* Keywords
Up to five, separated by semicolon.

* Project Summary
Briefly describe your proposed research using clear and concise non-technical language - 250 words maximum

250 words left

UPLOAD PDF OF APPLICATION

Important: Use of the template provided is mandatory - please pay attention to the word limits and formatting requirements. Page limits are absolute. Any pages exceeding the limits will be cut from the application submitted to reviewers.

- Language: English
- Paper size: A4 with margins of at least 15mm
- Body: Arial, size 11; single line spacing
- References should be no less than Arial 9
- The document must be in PDF format and must not exceed 50MB in size.

Download EOI template: [click here](#)

* Upload application: Click Save before adding attachment

Save Draft

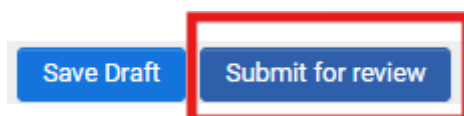
The first time you will click on “Save Draft”, you will obtain the reference ID (project Number) for your application:

*** Project Number:** 25-FKC-EOI-002

If you log out and re-login later, you will find your application under the section “My Applications and Rebuttals”.

My Applications and Rebuttals					
APPLICATIONS (1) REBUTTALS (0) REBUTTALS MISSED DEADLINE (0)					
1-1 of 1					
#	Application Type	Project Number	Project Title	Call Name	Edit / View
1	Fight Kids Cancer Eoi	25-FKC-EOI-002		FKC Eoi 2025	Edit

Finally, when you are ready to submit your application, click on “Submit for review”. If you have made any modifications, you will need to first save them by clicking on “Save Draft” before submitting your application.



(!) Be careful, once you have submitted your application, you will not be able to modify it anymore!

Once you have submitted your application, you can click on “Print Form” to see the fields you have completed and the proposal you have uploaded.

My Applications and Rebuttals				
APPLICATIONS (1) REBUTTALS (0) REBUTTALS MISSED DEADLINE (0)				
1-1 of 1				
#	Application Type	Project Number	Project Title	Call Name
1	Fight Kids Cancer Eol	25-FKC-EOI-001	Proposed Application Title	FKC Eol 2025
				Print Form

If you need any help in submitting your application or using the submission platform, please contact esf-panels@esf.org.